




ASSEMBLY INSTRUCTIONS **XXLcorner** (PT-33-NC)



EN - To unfold

ES-Para desplegar / FR-Déplier / DE-Zum Ausklappen / IT-Aprire / PT-Para desdobrar / CA- Per desplegar / NL-Uitklappen / PO-ROZŁOŻENIE / RO-Extindere / BG-За разгъване / HU-Kinyitni
 EL-Για να ανοίξετε / TR-Açmak için / ع- للفتح / TH- วิธีการกางเพื่อใช้งาน / RU-Разложить / SV-Fäll upp / DA-Udklappning / NO-Brette ut / CS-Rozložit / SR-Da se rasklopi / HR-Rasklopiti /
 JA-広げる。/ZH- 展开 / LT-Išskleisti / SK-Pre rozloženie / לקפל - HE



EN - To fold

ES-Para plegar / FR-Plier / DE-Zum Einklappen / IT-Piegare / PT-Para dobrar / CA-Per plegar / NL-Inklappen / PO-ZŁOŻENIE / RO-Pliere / BG-За съгване / HU-Összecsuni /
 EL-Για να κλείσετε / TR-Katlamak için / ع- للفتح / TH- วิธีการจัดเก็บ / RU-Сложить / SV-Fäll ihop / DA-Sammenklapning / NO-Brette sammen / CS-Složít / SR-Da se sklopi / HR-Sklopiti /
 JA-折りたたむ。/ZH- 折叠 / LT-Suskleisti / SK-Pre zloženie / לקטוף - HE

