







ASSEMBLY INSTRUCTIONS

**munichbench** (PC-27)



**EN - To unfold**

ES-Para desplegar / FR-Déplier / DE-Zum Ausklappen / IT-Aprire / PT-Para desdobrar / CA- Per desplegar / NL-Uitklappen / PO-ROZŁOŻENIE / RO-Extindere / BG-За разгъване / HU-Kinyitni / EL-Για να ανοίξετε / TR-Açmak için / ع- للفتح / TH- วัสดุการางเพื่อใช้งาน / RU-Разложить / SV-Fäll upp / DA-Udklapning / NO-Brette ut / CS-Rozložit / SR-Da se rasklopi / HR-Rasklopiti / JA-広げる。/ZH- 展开 / LT-Išskleisti / SK-Pre rozloženie / לקפל - HE



**EN - To fold**

ES-Para plegar / FR-Plier / DE-Zum Einklappen / IT-Piegare / PT-Para dobrar / CA-Per plegar / NL-Inklappen / PO-ZŁOŻENIE / RO-Pliere / BG-За съване / HU-Összecsuni / EL-Για να κλείσετε / TR-Katlamak için / ع- للفتح / TH- วัสดุการางเพื่อใช้งาน / RU-Сложить / SV-Fäll ihop / DA-Sammenklapning / NO-Brette sammen / CS-Složit / SR-Da se sklopi / HR-Sklopiti / JA-折りたたむ。/ZH- 折叠 / LT-Suskleisti / SK-Pre zloženie / ליפוחקופול - HE

