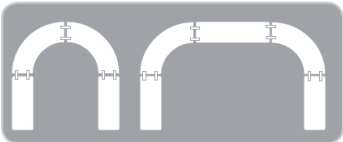
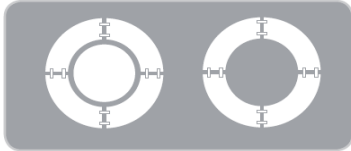





Item	<b>PT015X002A XLCrescent</b>
------	------------------------------

Description	Size:	L 93	x	W 40 1/5	x	H 30	inch
		L 236,22	x	W 102,11	x	H 76,20	cm
<p>overall size: 2359x1023x762 mm  support square tube: 15x35x1.0mm  middle cross square tube: 10x24.4x1.5mm  leg tube: 35x35x1.0mm  inner leg tube: 28.6x28.6x1.0mm  leg upper cross tube: 22.2x1.0mm  support steel plate: 3.0mm (thickness)  HDPE blow mold table top: 50mm (thickness)  frame finish: powder coating</p>							

Package	Carton size:	L 95 2/7	x	W 2 3/5	x	H 42 2/7	inch	Vol. (m <sup>3</sup> )	0,1718
		L 242,06	x	W 6,60	x	H 107,44	cm		
Pcs/ctn	1 pcs/ctn						EAN	8436539297314	
Net weight	18,72 Kg		41,18 lb		40'CY		288 und.		
Gross weight	23,44 Kg		51,57 lb		40'HQ		374 und.		

<p><b>Remarks:</b></p>  <p>Angular or circular table joining system.</p>  <p>By surrounding a Planet6 table (Ø182.8 cm) with four Crescent tables, a composition of Ø 335.2 cm can be achieved with a capacity for 16 guests.</p>	<p><b>100%</b> PURE HDPE. NOT MIXED</p> <p>WARM GREY</p> <p> <b>4-5</b></p>  <p>Recommended max. weight: 363 kg /800 lb</p>	
---	---	--