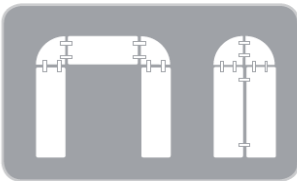


Item	PT013X002A XLAngle
------	---------------------------


Description	Size:	∅ 30	x	H 30	inch
		∅ 76,20	x	H 76,20	cm
overall size: 762x762x762mm					
arc tube: 15x30x1.0mm					
inner leg tube: 28.6x28.6x1.0mm					
outer leg tube: 35x35x1.0mm					
table frame support tube: 15x30x1.0mm					
support steel plate: 2.0mm (thickness)					
HDPE blow mold table top: 50mm (thickness)					
frame finish: powder coating					

Package	Carton size:	L 34 1/5	x	W 4 3/5	x	H 33 5/7	inch	Vol. (m ³)	0,0869
		L 86,87	x	W 11,68	x	H 85,60	cm		
Pcs/ctn	2 pcs/ctn							EAN	8436539297307
Net weight	8,55 Kg		18,81 lb		40'CY		1320 und.		
Gross weight	20,72 Kg		45,58 lb		40'HQ		1540 und.		


Remarks:



Angular or circular table joining system.




Automatic leg lock when in use.





Angular table joining system.

**100%
PURE HDPE.
NOT MIXED**

WARM
GREY







Recommended max. weight: 113 kg
/250 lb